

# Utilities

Last Modified on 09/21/2020 2:59 pm EDT

## Main Program Utilities

The screenshot shows the RentalPoint software interface. The 'Others' menu is open, and the 'Utilities' option is selected. The Utilities menu is open, showing options like 'Enter Currency Conversion Rate', 'Print Open hire', 'Import / Export', 'Display Log Files', 'Archiving', 'Utilities', 'Change Operator', 'View Current Operators', 'Operator Reports', 'Open a Second Copy', and 'Operator Options'. The 'Utilities' option is highlighted in blue.

Code	Company	Date	Time	Booking Type
MYTEST00080	MYTEST	17-11-2018	00:00	Use
VEND00003	TEST			
MYTEST00083	MYTEST			
T000000000038	4 - Texas to 3 - Cal			
MYTEST00088	MYTEST			
ALTMAN00010	Altman Lighting Inc.			
MYTEST00090	MYTEST	Thu	08-11-2018 13:00	Fri
MYTEST00091	MYTEST	Tue	13-11-2018 13:00	Tue
MYTEST00092	MYTEST	Wed	14-11-2018 08:00	Wed
MYTEST00093	MYTEST	Wed	14-11-2018 08:00	Wed
MYTEST00094	MYTEST	Thu	15-11-2018 08:00	Thu
MYTEST00095	MYTEST	Thu	15-11-2018 17:01	Thu

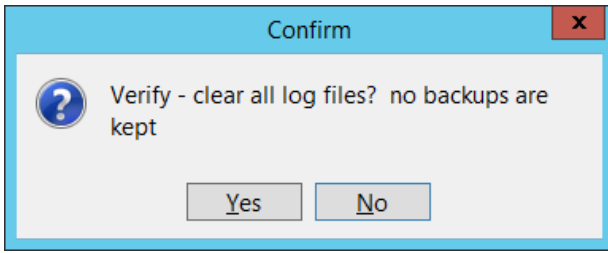
## Clear Log Files

RentalPoint maintains log files for many of its processes. The log files are created automatically and stored in the DATA Folder. You may want to clean up these log files periodically. To do so, either remove the files to another location for backup purposes OR use the 'Clear Log Files' option from the utilities menu.

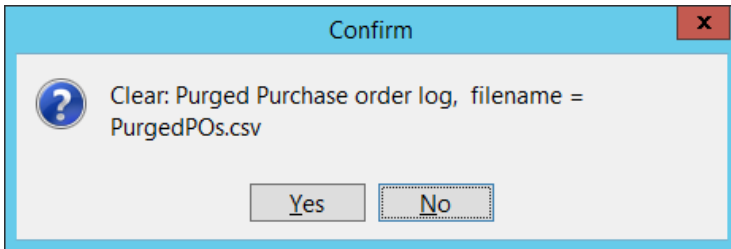
The screenshot shows the RentalPoint software interface. The 'Others' menu is open, and the 'Utilities' option is selected. The Utilities menu is open, and the 'Clear Log Files' option is highlighted in blue with a red arrow pointing to it.

Code	Company	Date	Time	Booking Type
MYTEST00080	MYTEST	17-11-2018	00:00	Use
VEND00003	TEST			
MYTEST00083	MYTEST			
T000000000038	4 - Texas to 3 - Cal			
MYTEST00088	MYTEST			
ALTMAN00010	Altman Lighting Inc.			
MYTEST00090	MYTEST	Thu	08-11-2018 13:00	Fri
MYTEST00091	MYTEST	Tue	13-11-2018 13:00	Tue
MYTEST00092	MYTEST	Wed	14-11-2018 08:00	Wed
MYTEST00093	MYTEST	Wed	14-11-2018 08:00	Wed
MYTEST00094	MYTEST	Thu	15-11-2018 08:00	Thu
MYTEST00095	MYTEST	Thu	15-11-2018 17:01	Thu

You will have an option to quit out of the 'clear log file' process by answering NO when prompted

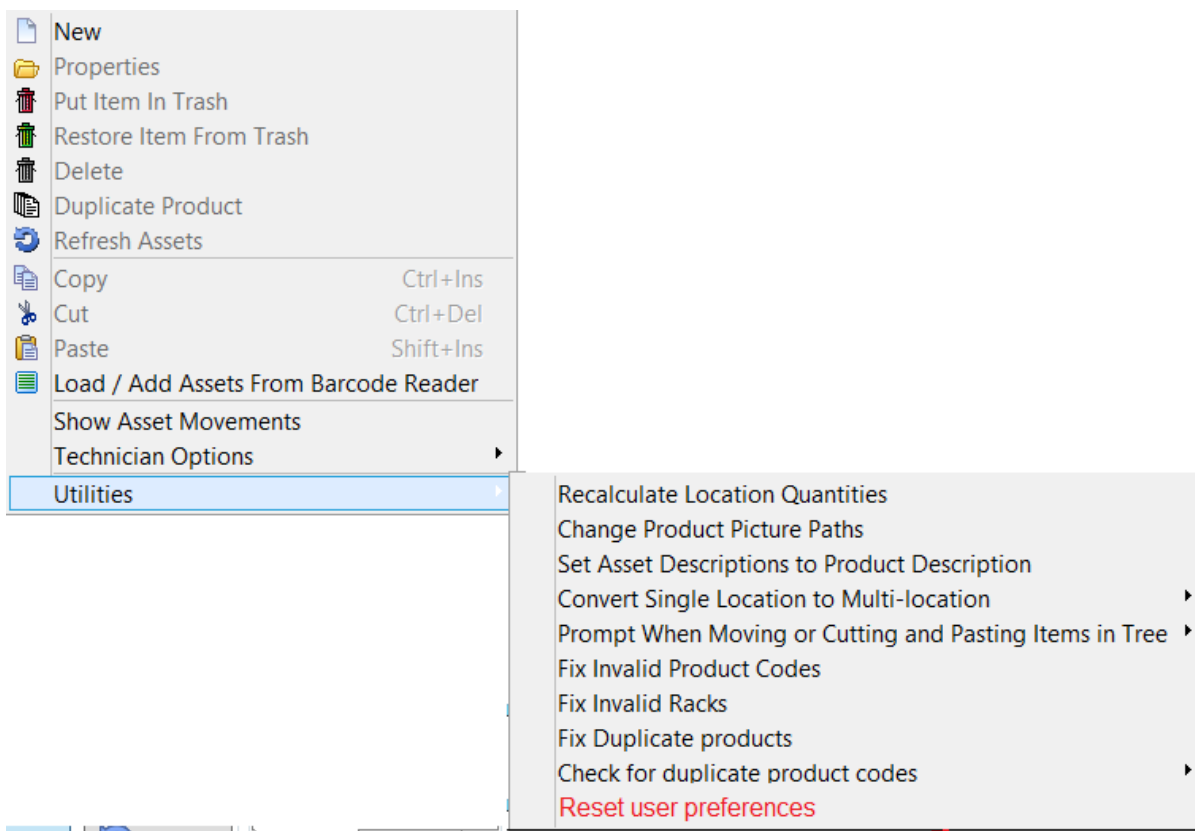


You will also be prompted before clearing each individual log file, so that you can selectively clear if preferred.



## Inventory Utilities

RentalPoint has a number of Inventory Utilities that can be found in Inventory Setup (F10), then right click anywhere in the Inventory Setup window.

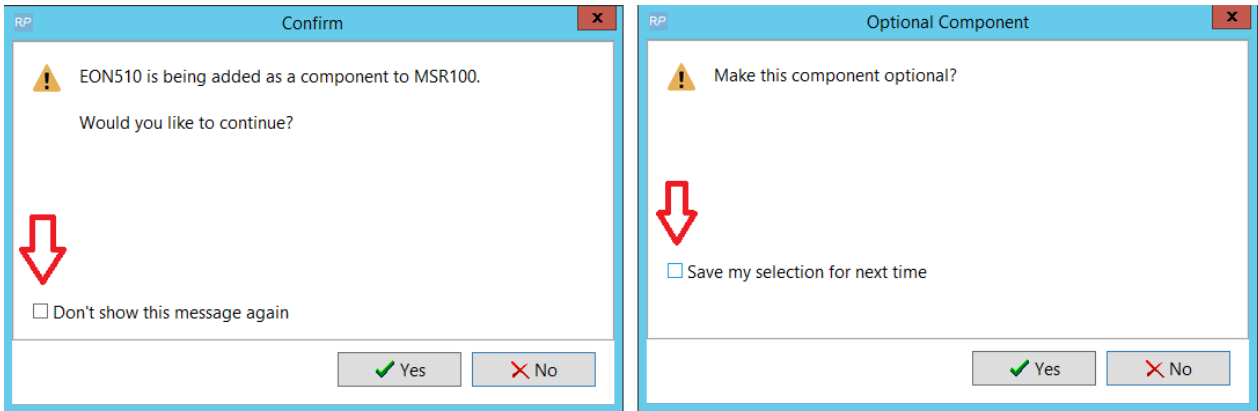


## Reset User Preferences

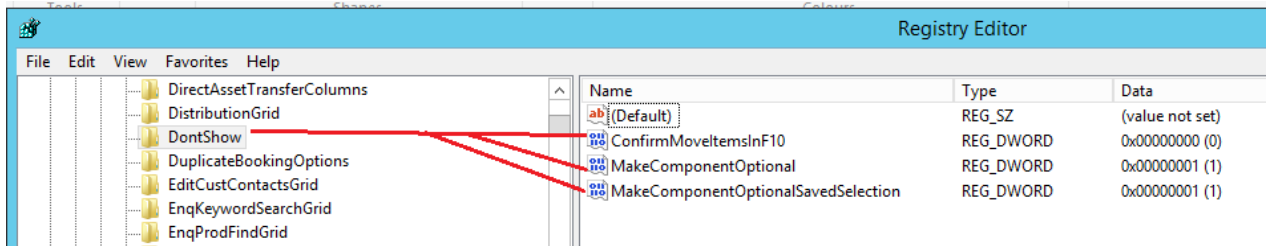
When clicked, deletes the registry keys that affect user preferences in the product setup area

effectively resetting popup options to default values.

For Example: When adding a product as a component, a number of popups appear. The user can click the checkbox 'Don't show this message again', and 'save my selection for next time' respectively.



The user preferences are written to the windows registry and 'remembered' for all subsequent operations



Reset User Preferences, deletes these registry keys so that the popup windows appear again during component setup.